

ALCOR - V

CNC Profile Machining and Cutting Center (12 Servo Axis)

Automation by
FANUC



ALCOR - V has been developed to perform cutting, surface treatment and end milling operations of wide aluminum and PVC profiles. **ALCOR - V** is designed to achieve the highest efficiency in the least amount of time with its units that can operate independently of each other.



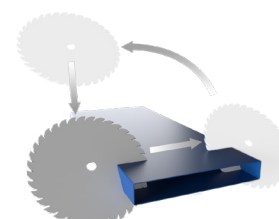
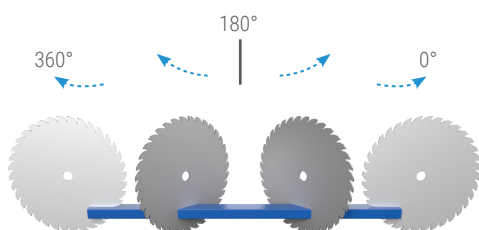
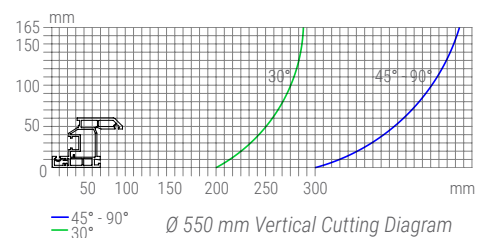
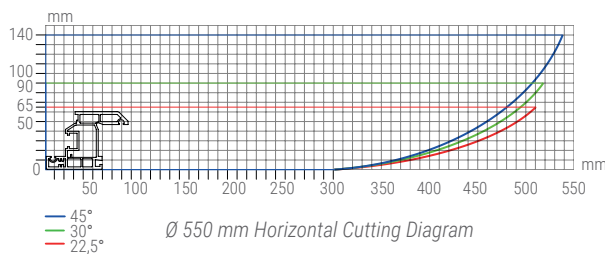
8 fan-cooled spindle motors which can operate at different angles, offer unlimited processing on 4 surfaces of the profile.



Conveyor with 4 profile feeding capacity ensures the machine to work in the most efficient way.



550 mm diameter saw that can cut at any angle between 0° and 180° thanks to its 5-axis movement capability, the saw allows cutting and end-milling operations of profiles up to 300 mm wide.

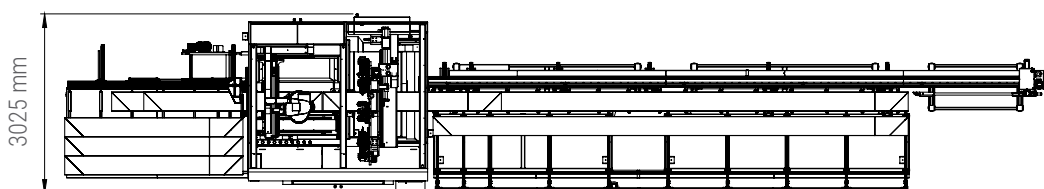
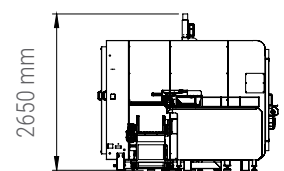
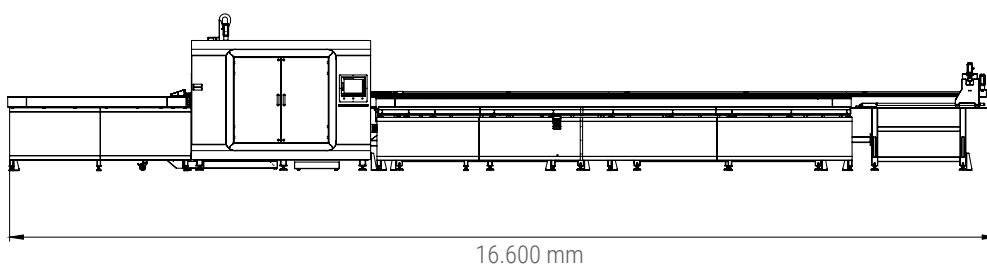
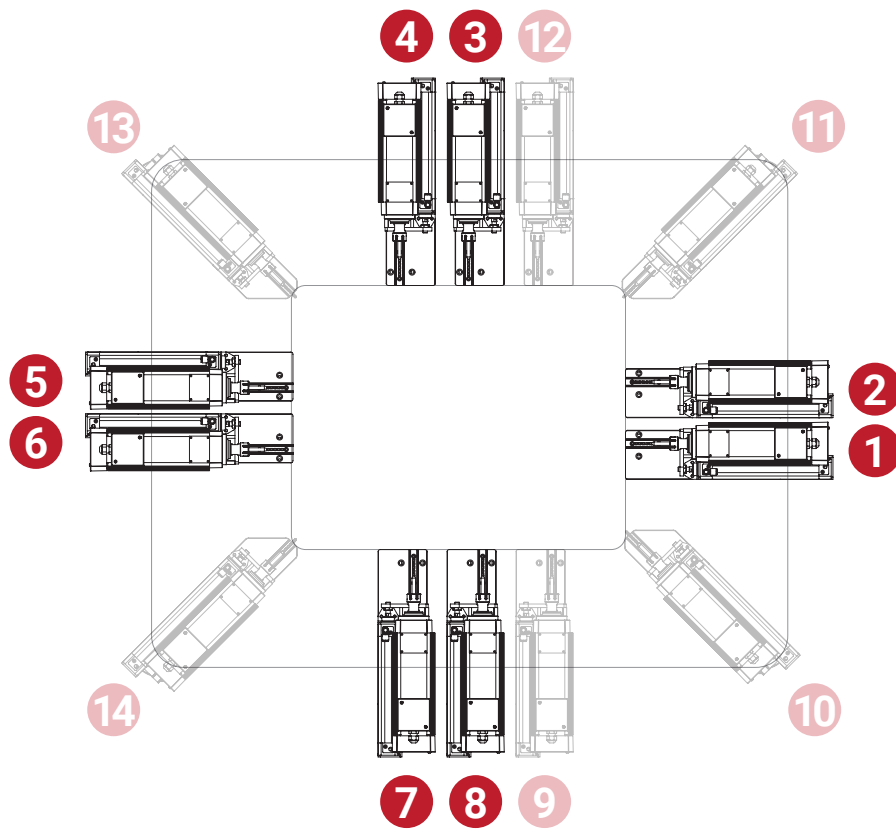


ALCOR - V

CNC Profile Machining and Cutting Center (12 Servo Axis)

CONFIGURABLE SPINDLES

ALCOR - V has 8 spindle motors and can be configured within the 14 slots on the machine before leaving the factory.



ALCOR – V

CNC Profile Machining and Cutting Center (12 Servo Axis)

GRIPPER AXIS TRAVEL

YL Axis (Lateral) min. / max.	20 mm / 130 mm
ZL Axis (Vertical) min. / max.	20 mm / 135 mm

LOADING AND UNLOADING UNIT

Minimum profile loading length	1200 mm
Maximum profile loading length	8000 mm
Profile loading capacity	4
Adjustable Profile loading capacity (Max. 10)	○
Automatic chip discharge conveyor unit	●

POSITIONING SPEED

X1 Axis (Processing Area Longitudinal)	40 m/min
Y1 Axis (Processing Area Horizontal)	40 m/min
Z1 Axis (Processing Area Vertical)	40 m/min
X2 Axis (Cutting Unit Longitudinal)	40 m/min
Y2 Axis (Cutting Unit Horizontal)	40 m/min
Z2 Axis (Cutting Unit Vertical Movement)	42 m/min
C Axis (Cutting Unit Horizontal Rotation Movement)	166°/sec.
A Axis (Cutting Unit Vertical Rotation Movement)	166°/sec.
U Axis (Cutting Unit Movable Clamp)	40 m/min
XL Axis (Drive robot)	90 m/min
YL Axis (Gripper Y)	20 m/min
ZL Axis (Gripper Z)	20 m/min

AIR - ELECTRIC

Pressure	6-8 Bar
Maximum power	43,5 kW
Ampere	122 A

CUTTING UNIT

Saw blade diameter	550 mm
Maximum profile cutting dimensions at 90° (width / height)	300/165
Saw blade motor power	3 kW

MILLING UNIT

Fan cooling spindles	8
Additional Fan Cooled Spindles (max. 5 pcs.)	○
Maximum power	3 kW
Maximum speed	18000
Tool holder	ER 20

CONTROL UNIT

Industrial PC - Touchscreen	15"
Data transfer via remote network connection, Ethernet and USB	●
Barcode writer	●
Compatibility with optimization programs	●
Compatibility with CAM programs	○
Camquix CAM software	●

OPERATIONAL AREA

Automatic lubrication in processing area	●
Guard cabin for machining area	●
FESTO pneumatic system	○

● Standard ○ Optional